



**Independent Auditor's Review Report on the Quarterly and Year to Date Unaudited Standalone Financial Results of the Company Pursuant to the Regulation 33 of the SEBI (Listing Obligations and Disclosure Requirements) Regulations, 2015, as amended**

**Review Report to  
The Board of Directors  
Atul Auto Limited**

1. We have reviewed the accompanying statement of unaudited standalone financial results of Atul Auto Limited ("the Company") for the quarter ended 30<sup>th</sup> September, 2019 & year to date from 01<sup>st</sup> April, 2019 to 30<sup>th</sup> September, 2019 ("the statement"). The Statement has been prepared by the Company pursuant to Regulation 33 of the SEBI (Listing Obligation and Disclosure Requirements) Regulations, 2015 (the "Listing Regulations, 2015") as amended (the "Listing Regulations").
2. This statement is the responsibility of the Company's management and has been approved by the Board of Directors, has been prepared in accordance with the recognition and measurement principles laid down in the Indian Accounting Standard 34 "Interim Financial Reporting" ("Ind AS 34"), prescribed under Section 133 of the Companies Act, 2013 read with relevant rules issued thereunder and other accounting principles generally accepted in India, read with the circular. Our responsibility is to issue a report on these financial statements based on our review.
3. We have conducted our review in accordance with the Standard on Review Engagement (SRE) 2410, "Review of Interim Financial Information Performed by the Independent Auditor of the Entity" issued by the Institute of Chartered Accountants of India. This standard requires that we plan and perform the review to obtain moderate assurance as to whether the financial statements are free of material misstatement. A review is limited primarily to inquiries of company personnel and analytical procedures applied to financial data and thus provide less assurance than an audit. We have not performed an audit and accordingly, we do not express an audit opinion.
4. Based on our review conducted as above, nothing has come to our attention that causes us to believe that the Statement has not been prepared in all material respects in accordance with Indian Accounting standards and other



recognized accounting practices and policies and has not disclosed the information required to be disclosed in terms of Regulation 33 of the Listing Regulations, 2015, as amended including the manner in which it is to be disclosed, or that it contains any material misstatement.

For Kamlesh Rathod & Associates  
Chartered Accountants  
Firm Registration No.117930W

K. S. Rathod



Kamlesh Rathod  
Partner

Membership No.: 101046

UDIN: 19100684 AAAAFM6376

Signed at Ahmedabad on 11<sup>th</sup> November, 2019

**ATUL AUTO LIMITED**

Reg. Office : Survey No. 86, Plot No. 1 to 4  
8-B, National Highway, Near Microwave Tower  
Shapar (Veraval), Dist. Rajkot 360 024  
CIN L54100GJ1986PLC016999

Website: www.atulauto.co.in E- Mail: info@atulauto.co.in

Statement of Unaudited Standalone Financial Results for the Quarter ended on 30<sup>th</sup> September, 2019

(Rs. in lakhs except per share data)

Sr. No	Particulars	Quarter Ended on			Half year ended on		Year Ended
		30.09.2019 (Unaudited)	30.06.2019 (Unaudited)	30.09.2018 (Unaudited)	30.09.2019 (Unaudited)	30.09.2018 (Unaudited)	31.03.2019 (Audited)
		(1)	(2)	(3)	(4)	(5)	(6)
	Sales of three wheelers (in numbers)	12,259	10,514	13,391	22,773	23,959	50,049
1	<b>INCOME FROM OPERATIONS</b>						
a	Gross Sales	17,040	14,554	17,517	31,594	31,130	66,135
b	Other Operating Income	178	220	131	398	249	541
	<b>TOTAL Revenue from Operation</b>	<b>17,218</b>	<b>14,774</b>	<b>17,648</b>	<b>31,992</b>	<b>31,379</b>	<b>66,676</b>
2	Other Income (See Note 3)	98	96	215	194	458	687
3	<b>TOTAL INCOME (1+2)</b>	<b>17,316</b>	<b>14,870</b>	<b>17,863</b>	<b>32,186</b>	<b>31,837</b>	<b>67,363</b>
4	<b>EXPENSES</b>						
a	Cost of materials consumed	12,038	10,886	12,911	22,924	23,207	49,651
b	Purchase of traded goods	-	-	-	-	-	-
c	Changes in inventories of finished goods, work-in-progress and stock-in-trade	403	-280	283	123	159	-154
d	Employee benefits expense	1,408	1,329	1,200	2,737	2,354	4,768
e	Finance Costs	46	18	39	64	57	86
f	Depreciation and amortisation expenses	160	157	138	317	272	554
g	Product Development Charges	141	49	75	190	118	209
h	Other expenses	1,216	970	887	2,186	1,765	4,054
	<b>TOTAL EXPENSES</b>	<b>15,412</b>	<b>13,129</b>	<b>15,533</b>	<b>28,541</b>	<b>27,932</b>	<b>59,168</b>
5	Profit before exceptional items	1,904	1,741	2,330	3,645	3,905	8,195
6	Exceptional items	-	-	-	-	-	-
7	<b>Profit Before tax (5-6)</b>	<b>1,904</b>	<b>1,741</b>	<b>2,330</b>	<b>3,645</b>	<b>3,905</b>	<b>8,195</b>
8	<b>Tax expenses</b>						
a	Current Tax	317	592	868	909	1,294	2,876
b	Deferred tax	-183	24	-30	-159	88	7
9	<b>Profit for the period</b>	<b>1,770</b>	<b>1,125</b>	<b>1,492</b>	<b>2,895</b>	<b>2,523</b>	<b>5,312</b>
10	<b>Other Comprehensive Income, Net of Tax</b>	<b>2</b>	<b>-40</b>	<b>18</b>	<b>-38</b>	<b>16</b>	<b>-3</b>
a	Items that will not be reclassified to profit or loss	2	-40	18	-38	16	-3
b	Items that will be reclassified to profit or loss						
11	<b>Total Comprehensive Income for the Period (9+11)</b>	<b>1,772</b>	<b>1,085</b>	<b>1,510</b>	<b>2,857</b>	<b>2,539</b>	<b>5,309</b>
12	Paid-up equity share capital (Face Value of Rs.5/-)	1,097	1,097	1,097	1,097	1,097	1,097
13	Reserves excluding Revaluation Reserves						24,763
14	<b>Earning Per Share Basic &amp; Diluted but not annualised</b>	<b>8.07</b>	<b>5.13</b>	<b>6.80</b>	<b>13.19</b>	<b>11.50</b>	<b>24.21</b>



**ATUL AUTO LIMITED**

Reg. Office : Survey No. 86, Plot No. 1 to 4  
8-B, National Highway, Near Microwave Tower  
Shapar (Veraval), Dist. Rajkot 360 024  
CIN L54100GJ1986PLC016999  
Website: www.atulauto.co.in E- Mail: info@atulauto.co.in

**Notes**

**1. Disclosure of Standalone Assets and Liabilities as per regulation 33 of the SEBI (Listing Obligations and Disclosure Requirement) Regulations, 2015 for the Half Year ended on 30th September, 2019**

(Rs. in lakhs)			
Particulars	Half Year Ended		Year Ended
	As at 30.09.2019 (Unaudited)	As at 30.09.2018 (Unaudited)	As at 31.03.2019 (Audited)
<b>ASSETS</b>			
(1) <b>Non-current assets</b>			
(a) Property, Plant and Equipment	9,232	8,791	9,336
(b) Capital work-in-progress	6,763	749	3,660
(c) Right of use Asset	86	-	-
(d) Investment Property	33	35	35
(e) Financial Assets			
(i) Investments	1,331	1,322	1,322
(ii) Other Bank Balance	10	-	-
(f) Non-Current tax assets (net)	30	53	30
(g) Other non-current assets	2,636	1,658	2,060
(2) <b>Current assets</b>			
(a) Inventories	5,073	4,664	5,745
(b) Financial Assets			
(i) Investments	1,726	5,119	946
(ii) Trade Receivables	10,428	9,294	10,032
(iii) Cash and cash equivalents	849	1,124	946
(iv) Other Bank Balance	237	1,125	732
(iv) Loans	120	14	122
(v) Other Financial Assets (Balance in Unpaid Dividend)	159	47	59
(c) Current Tax assets (net)	46	-	-
(d) Other current assets	380	325	323
<b>Total Assets</b>	<b>39,139</b>	<b>34,320</b>	<b>35,348</b>
<b>EQUITY AND LIABILITIES</b>			
<b>EQUITY</b>			
(a) Equity Share Capital	1,097	1,097	1,097
(b) Other Equity	27,288	22,720	24,764
<b>LIABILITIES</b>			
(1) <b>Non-current liabilities</b>			
(a) Provisions	98	25	-
(b) Deferred tax liabilities (Net)	367	630	539
(2) <b>Current liabilities</b>			
(a) Financial Liabilities			
(i) Borrowings	212	-	-
(ii) Trade Payables			
(A) total outstanding dues of micro enterprises and small enterprises; and	2,220	1,889	1,996
(B) total outstanding dues of creditors other than micro enterprises and small enterprises	4,089	3,961	3,881
(iii) Other Financial Liabilities	2,186	2,119	1,614
(b) Other current liabilities	1,198	1,206	881
(c) Provisions	384	324	468
(d) Current Tax Liability	-	349	108
<b>Total Equity and Liabilities</b>	<b>39,139</b>	<b>34,320</b>	<b>35,348</b>




**2. Disclosure of Standalone Statement of Cash Flow as per Regulation 33 of the SEBI (Listing Obligation Requirement) Regulations, 2015 for the half year ended 30 September, 2019**

(Rs. In Lacs.)

Particulars	Half Year Ended		Year Ended
	As at 30.09.2019 (Unaudited)	As at 30.09.2018 (Unaudited)	As at 31.03.2019 (Audited)
<b>A. Cash flow from operating activities</b>			
<b>Net profit before taxation</b>	3,645	3,905	8,195
Adjustment for:			
Add:-			
Provision for doubtful debts	60	-	46
Interest on Borrowings	4	-	-
Depreciation & Impairment	317	272	554
Loss/(Profit) on sale of fixed assets	-11	-12	-14
<b>Sub Total</b>	<b>370</b>	<b>260</b>	<b>586</b>
Less :-			
Profit on redemption/Revaluation of Mutual Fund	-27	-207	-279
Interest received on Deposits	-18	-24	-71
Profit on Sale of Investment	-	-	-
Unrealised Foreign Exchange Gain	6	16	-43
<b>Sub Total</b>	<b>-39</b>	<b>-215</b>	<b>-393</b>
<b>Operating Profit before working capital changes</b>	<b>3,976</b>	<b>3,950</b>	<b>8,388</b>
Movements in working capital:			
Decrease/-Increase in Trade Receivable	-461	-1,489	-2,213
Decrease/-Increase in Inventories	672	-61,000	-1,141
Decrease/-Increase in Loans and other Assets	-156	-78,000	-89
Increase/-Decrease in Trade Payables	217	877,442	778
Increase/-Decrease in Liabilities/provisions	814	1,179,912	441
Total Movement in Working Capital	1,086	428,943	-2,224
Cash generated from operations	5,062	4,379	6,164
Direct taxes paid (net of refunds)	-1,115	-910	-2,710
<b>NET CASH FROM OPERATING ACTIVITIES</b>	<b>3,947</b>	<b>3,469</b>	<b>3,454</b>
<b>B. Cash flow from investing activities</b>			
Purchase of fixed assets, Capital WIP	-3,679	-2,013	-6,025
Proceeds from sale of fixed assets	17	12	18
Purchase of Mutual Fund	-30,166	-36,219	-60,381
Proceeds from sale of Mutual Fund	29,413	35,840	64,248
Investment in Subsidiary Company	-9	-	-
(Increase)/decrease in Other Bank Balance	495	-978	-593
Inter Corporate Deposit	-	-	-105
Other Investment	-10	-	-
Interest received on Deposits	19	24	71
<b>NET CASH FLOW FROM INVESTING ACTIVITIES</b>	<b>-3,921</b>	<b>-3,334</b>	<b>-2,767</b>
<b>C. Cash flow from financing activities</b>			
Dividend paid	-275	-549	-1,152
Borrowing availed	212	-	-
Interest on Borrowings	-4	-	-
Tax on dividend paid	-56	-113	-237
<b>NET CASH CLOW FROM FINANCING ACTIVITIES</b>	<b>-123</b>	<b>-662</b>	<b>-1,389</b>
<b>NET INCREASE IN CASH AND CASH EQUIVALENTS (A+B+C)</b>	<b>-97</b>	<b>-526</b>	<b>-702</b>
Effect of change in cash or cash equivalent held in foreign currency due to exchange rate fluctuation	-	1	-
<b>Cash and cash equivalents at the beginning of the year</b>	<b>946</b>	<b>1,648</b>	<b>1,648</b>
<b>Cash and cash equivalents at the end of the year</b>	<b>849</b>	<b>1,124</b>	<b>946</b>
<b>Components of cash and cash equivalents as at the end of the year</b>			
Cash on hand	2	1	1
Cheques on Hand	-	-	-
With bank	-	-	-
- In current account	847	1,123	945
<b>TOTAL</b>	<b>849</b>	<b>1,124</b>	<b>946</b>

**Notes:**

- 1 Previous years figures have been regrouped wherever necessary.
- 2 The cash flow statement has been prepared under the indirect method as set out in the Indian Accounting Standard - 7 on Cash Flow Statement.



**Notes:**


- 3 The above results were reviewed and recommended by the Audit Committee, at its meeting held on 11<sup>th</sup> November, 2019 for approval by the board and these results were approved and taken on record at the meeting of Board of Directors of the Company held on that date.
- 4 These financial results have been prepared in accordance with the recognition and measurement principles under Ind AS as prescribed under Section 133 of the Companies Act, 2013 read with the relevant rules issued thereunder and the other accounting principles generally accepted in India.
- 5 Other income includes following :-

(Rs. In lacs)

Particulars	Quarter Ended On			Half year ended on		Year Ended
	30.09.2019 (Unaudited)	30.06.2019 (Unaudited)	30.09.2018 (Unaudited)	30.09.2019 (Unaudited)	30.09.2018 (Unaudited)	31.03.2019 (Audited)
a) Mutual Fund Income	19	7	110	26	207	279
b) Interest Income	49	56	76	104	199	314
c) Corporate Guarantee Fee	20	19	19	39	35	72
d) Others	10	14	9	24	17	22
<b>Total</b>	<b>98</b>	<b>96</b>	<b>215</b>	<b>194</b>	<b>458</b>	<b>687</b>

- 6 The Board of Directors of the company has declared interim dividend for FY 2019-2020 of Rs.1.5/- per equity share of face value of Rs.5/- each.
- 7 The Company has elected to exercise the option permitted under Section 115BAA of the Income Tax Act, 1961 as introduced by the Taxation Laws (Amendment) Ordinance, 2019. Accordingly, the company has recognised provision for income tax for the quarter and half year ended 30th September, 2019 and re-measured the balance of deferred tax assets/liabilities on basis of rates prescribed in the aforesaid section and recognised the effect of change in the profit and loss account. The remeasurement arising out of this change, total tax expense (current & deferred tax) for current quarter includes reversal of Rs. 317 Lakhs for the previous quarter of the current financial year.
- 8 Figures relating to corresponding periods have been regrouped/reclassified wherever necessary to conform to current period figures.
- 9 On April 1, 2019, the Company has adopted Ind AS 116, 'Leases', using modified retrospective approach. Accordingly, the comparatives have not been retrospectively adjusted. The adoption of Ind AS 116 did not have any material impact on the standalone results for the quarter ended June 30, 2019 & September 30, 2019.

For and on behalf of Board of Directors of ATUL AUTO LTD



J J Chandra  
Chairman and Managing Director  
(DIN : 00057722)

Date : 11/11/2019  
Place : Ahmedabad

DDIN 191000684AAAAFM 6376


K. J. RATHOR



**Independent Auditor's Review Report on the Quarterly and Year to Date Unaudited Consolidated Financial Results of the Company Pursuant to the Regulation 33 of the SEBI (Listing Obligations and Disclosure Requirements) Regulations, 2015, as amended**

**Review Report to**  
**The Board of Directors**  
**Atul Auto Limited**

1. We have reviewed the accompanying statement of unaudited consolidated financial results of Atul Auto Limited ("the Parent") and its subsidiary (the Parent and its subsidiaries together referred to as "the Group"), and its share of the net profit after tax and total comprehensive income of its associates and for the quarter ended 30<sup>th</sup> September, 2019 & for the period from 01<sup>st</sup> April, 2019 to 30<sup>th</sup> September, 2019 ("the statement"). The Statement has been prepared by the Parent pursuant to Regulation 33 of the SEBI (Listing Obligation and Disclosure Requirements) Regulations, 2015 (the "Listing Regulations, 2015") as amended. Attention is drawn to the Note No.6 of accompanying Financial Result that the consolidated figures for the corresponding quarter ended 30<sup>th</sup> September, 2018, and the corresponding period from 01<sup>st</sup> April, 2018 to 30<sup>th</sup> September, 2018 reported in these financial results has been approved by the Parent's Board of Directors, but have not been subjected to review.
2. This statement is the responsibility of the Company's management and has been approved by the Board of Directors, has been prepared in accordance with the recognition and measurement principles laid down in the Indian Accounting Standard 34 "Interim Financial Reporting" ("Ind AS 34"), prescribed under Section 133 of the Companies Act, 2013 read with relevant rules issued thereunder and other accounting principles generally accepted in India, read with the circular. Our responsibility is to issue a report on these consolidated financial statements based on our review.
3. We conducted our review of the Statement in accordance with the Standard on Review Engagements (SRE) 2410 "Review of Interim Financial Information Performed by the Independent Auditor of the Entity", issued by the Institute of Chartered Accountants of India. A review of interim financial information consists of making inquiries, primarily of persons responsible for financial and accounting matters, and applying analytical and other review procedures. A review is substantially less in scope than an audit conducted in accordance with

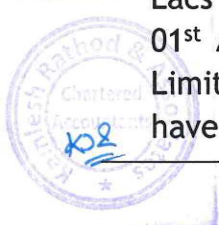




Standards on Auditing and consequently does not enable us to obtain assurance that we would become aware of all significant matters that might be identified in an audit. Accordingly, we do not express an audit opinion.

We also performed procedures in accordance with the circular issued by the SEBI under Regulation 33 (8) of the SEBI (Listing Obligations and Disclosure Requirements) Regulations, 2015, as amended, to the extent applicable.

4. The Statement includes the results of the following entities:
  - a. Atul Green Automotive Private Limited (Wholly owned subsidiary of Atul Auto Ltd.)
  - b. Khushbu Auto Finance Limited (Associate of Atul Auto Ltd.)
  - c. Sanand Home Finance Limited (Wholly owned subsidiary of Khushbu Auto Finance Ltd.)
  
5. Based on our review conducted and procedures performed as stated in paragraph 3 above and based on the consideration of the review reports of the other auditors referred to in paragraph 7 below, nothing has come to our attention that causes us to believe that the accompanying Statement, prepared in accordance with the recognition and measurement principles laid down in the aforesaid Indian Accounting Standard and other accounting principles generally accepted in India, has not disclosed the information required to be disclosed in terms of Regulation 33 of the SEBI (Listing Obligations and Disclosure Requirements) Regulations, 2015, as amended, read with the circular, including the manner in which it is to be disclosed, or that it contains any material misstatement.
  
6. We did not review the financial results of Atul Green Automotive Private Limited subsidiary included in the consolidated unaudited financial results, whose financial results reflect total assets of Rs. 9.85/- Lacs as at 30<sup>th</sup> September, 2019 and total revenues of Rs.0.0/- Lacs and total net loss after tax of Rs 2.63/- Lacs and total comprehensive income of Rs. 2.63/- Lacs, for the quarter ended 30<sup>th</sup> September, 2019, as considered in the consolidated unaudited financial results. The consolidated unaudited financial results also include the Company's share of net profit after tax of Rs. 29.70 Lacs and Rs. 66.01/- Lacs, total comprehensive income of Rs. 30.08/- Lacs & Rs. 66.39/- Lacs and for the quarter ended 30<sup>th</sup> September, 2019 and for the period from 01<sup>st</sup> April, 2019 to 30<sup>th</sup> September, 2019 in respect of Khushbu Auto Finance Limited associates' company of Atul Auto Ltd, whose interim financial results have not been reviewed by us. These interim financial results have been







reviewed by other auditors whose reports have been furnished to us by the Management and our conclusion on the Statement, in so far as it relates to the amounts and disclosures included in respect of these subsidiaries and associates, is based solely on the reports of the other auditors and the procedures performed by us as stated in paragraph 3 above.

7. Associate Company is Non - Banking Financial Company ("NBFC") and as per Rule 4(1)(iv) of The Companies (Indian Accounting Standards) Rules, 2015 read with Companies (Indian Accounting Standards) (Amendment) Rules, 2016 NBFCs shall comply with the Indian Accounting Standards (Ind AS) for accounting periods ending on 31st March, 2019 with comparatives for period ending 31st March, 2018, but it is not required to comply with Ind AS as company is not covered in criteria provided therein. However as per explanation to Rule 4(1)(iv) of Companies (Indian Accounting Standards) Rules, 2015 read with Companies (Indian Accounting Standards) (Amendment) Rules, 2016 such companies need to provide relevant financial statement data which is in accordance accounting policies followed by parent company. Consolidation of Associate is made on the basis of relevant financial statement data provided by associate which is in accordance with the accounting policies followed by the parent company for consolidation purposes.

For Kamlesh Rathod & Associates  
Chartered Accountants  
Firm Registration No.117930W

K. S. Rathod



Kamlesh Rathod  
Partner

Membership No.: 101046

UDIN: 19100684AAAAFV8637

Signed at Ahmedabad on 11<sup>th</sup> November, 2019

**ATUL AUTO LIMITED**

Reg. Office : Survey No. 86, Plot No. 1 to 4  
8-B, National Highway, Near Microwave Tower  
Shapar (Veraval), Dist. Rajkot 360 024  
CIN L54100GJ1986PLC016999

Website: www.atulauto.co.in E- Mail: info@atulauto.co.in

Statement of Unaudited Consolidated Financial Results for the Quarter ended on 30<sup>th</sup> September, 2019

(Rs. in lakhs except per share data)

Sr. No	Particulars	Quarter Ended on			Half year ended on		Year Ended
		30.09.2019 (Unaudited)	30.06.2019 (Unaudited)	30.09.2018 (Unaudited)	30.09.2019 (Unaudited)	30.09.2018 (Unaudited)	31.03.2019 (Audited)
			(7)	(2)	(3)		(7)
	Sales of three wheelers (in numbers)	12,259	10,514	13,391	22,773	23,959	50,049
1	<b>INCOME FROM OPERATIONS</b>						
a	Gross Sales	17,040	14,554	17,517	31,594	31,130	66,135
b	Other Operating Income	178	220	131	398	249	541
	<b>TOTAL Revenue from Operation</b>	<b>17,218</b>	<b>14,774</b>	<b>17,648</b>	<b>31,992</b>	<b>31,379</b>	<b>66,676</b>
2	Other Income (See Note 4)	98	96	215	194	458	687
3	<b>TOTAL INCOME (1+2)</b>	<b>17,316</b>	<b>14,870</b>	<b>17,863</b>	<b>32,186</b>	<b>31,837</b>	<b>67,363</b>
4	<b>EXPENSES</b>						
a	Cost of materials consumed	12,038	10,886	12,911	22,924	23,207	49,651
b	Purchase of traded goods	0	0	-	-	-	-
c	Changes in inventories of finished goods, work-in-progress and stock-in-trade	403	-280	283	123	159	-154
d	Employee benefits expense	1,410	1,329	1,200	2,739	2,354	4,768
e	Finance Costs	46	18	39	64	57	86
f	Depreciation and amortisation expenses	160	157	138	317	272	554
g	Product Development Charges	141	49	75	190	118	209
h	Other expenses	1,216	970	887	2,186	1,765	4,054
	<b>TOTAL EXPENSES</b>	<b>15,414</b>	<b>13,129</b>	<b>15,533</b>	<b>28,543</b>	<b>27,932</b>	<b>59,168</b>
5	Profit before exceptional items	1,902	1,741	2,330	3,643	3,905	8,195
6	Exceptional items	-	-	-	-	-	-
7	<b>Profit Before tax (5-6)</b>	<b>1,902</b>	<b>1,741</b>	<b>2,330</b>	<b>3,643</b>	<b>3,905</b>	<b>8,195</b>
8	<b>Tax expenses</b>	<b>134</b>	<b>616</b>	<b>838</b>	<b>750</b>	<b>1,382</b>	<b>2,883</b>
a	Current Tax	317	592	868	909	1,294	2,876
b	Deferred tax	-183	24	-30	-159	88	7
9	<b>Profit for the period</b>	<b>1,768</b>	<b>1,125</b>	<b>1,492</b>	<b>2,893</b>	<b>2,523</b>	<b>5,312</b>
10	<b>Share of Profit from Associates</b>	<b>30</b>	<b>36</b>	<b>32</b>	<b>66</b>	<b>72</b>	<b>193</b>
11	<b>Total Profit for the Period</b>	<b>1,797</b>	<b>1,162</b>	<b>1,524</b>	<b>2,959</b>	<b>2,595</b>	<b>5,505</b>
12	<b>Other Comprehensive Income, Net of Tax</b>	<b>2</b>	<b>-40</b>	<b>18</b>	<b>-38</b>	<b>17</b>	<b>-3</b>
a	Items that will not be reclassified to profit or loss	2	-40	18	-38	17	-3
b	Items that will be reclassified to profit or loss	0	0	0	0	0	-
13	<b>Total Comprehensive Income for the Period (9+12)</b>	<b>1,799</b>	<b>1,122</b>	<b>1,542</b>	<b>2,921</b>	<b>2,612</b>	<b>5,502</b>
14	Paid-up equity share capital (Face Value of Rs.5/-)	1,097	1,097	1,097	1,097	1,097	1,097
15	Reserves excluding Revaluation Reserves						25,100
16	<b>Earning Per Share Basic &amp; Diluted but not annualised</b>	<b>8.19</b>	<b>5.29</b>	<b>6.95</b>	<b>13.48</b>	<b>11.82</b>	<b>25.09</b>



  
 J. K. SHAH  
 SHAPAR

**ATUL AUTO LIMITED**

Reg. Office : Survey No. 86, Plot No. 1 to 4  
 8-B, National Highway, Near Microwave Tower  
 Shapar (Veraval), Dist. Rajkot 360 024  
 CIN L54100GJ1986PLC016999  
 Website: www.atulauto.co.in E- Mail: info@atulauto.co.in

**Notes****1. Disclosure of Consolidate Assets and Liabilities as per regulation 33 of the SEBI (Listing Obligations and Disclosure Requirement) Regulations, 2015 for the Half Year ended on 30th September, 2019**

(Rs. in lakhs)

	Particulars	Half Year Ended		Year Ended
		As at 30.09.2019 (Unaudited)	As at 30.09.2018 (Unaudited)	As at 31.03.2019 (Audited)
	<b>ASSETS</b>			
(1)	<b>Non-current assets</b>			
	(a) Property, Plant and Equipment	9,233	8,791	9,336
	(b) Capital work-in-progress	6,763	749	3,660
	(c) Right of use Asset	86	-	-
	(d) Investment Property	33	35	35
	(e) Financial Assets			
	(i) Investments	1,723	1,536	1,657
	(ii) Other Bank Balance	10	-	-
	(f) Non-Current tax assets (net)	30	53	30
	(g) Other non-current assets	2,636	1,658	2,060
(2)	<b>Current assets</b>			
	(a) Inventories	5,073	4,664	5,745
	(b) Financial Assets			
	(i) Investments	1,726	5,119	946
	(ii) Trade Receivables	10,428	9,294	10,032
	(iii) Cash and cash equivalents	859	1,125	947
	(iv) Other Bank Balance	237	1,125	732
	(iv) Loans	120	14	122
	(v) Other Financial Assets (Balance in Unpaid Dividend)	159	47	59
	(c) Current Tax assets (net)	46	-	-
	(d) Other current assets	380	325	323
	<b>Total Assets</b>	<b>39,541</b>	<b>34,535</b>	<b>35,684</b>
	<b>EQUITY AND LIABILITIES</b>			
	<b>EQUITY</b>			
	(a) Equity Share Capital	1,097	1,097	1,097
	(b) Other Equity	27,687	22,935	25,100
	(c) Non-Controlling Interest	-	-	-
	<b>LIABILITIES</b>			
(1)	<b>Non-current liabilities</b>			
	(a) Provisions	98	25	-
	(b) Deferred tax liabilities (Net)	367	630	539
(2)	<b>Current liabilities</b>			
	(a) Financial Liabilities			
	(i) Borrowings	212	-	-
	(ii) Trade Payables			
	(A) total outstanding dues of micro enterprises and small enterprises; and	2,220	1,889	1,996
	(B) total outstanding dues of creditors other than micro enterprises and small enterprises	4,092	3,961	3,881
	(iii) Other Financial Liabilities	2,186	2,119	1,614
	(b) Other current liabilities	1,198	1,206	881
	(c) Provisions	384	324	468
	(d) Current Tax Liability	-	349	108
	<b>Total Equity and Liabilities</b>	<b>39,541</b>	<b>34,535</b>	<b>35,684</b>



For  
  
 ATUL AUTO LIMITED

2. Disclosure of Consolidated Statement of Cash Flow as per Regulation 33 of the SEBI (Listing Obligation Requirement) Regulations, 2015 for the half year ended 30 Septemeber, 2019

Particulars	(Rs. In Lacs.)		
	Half Year Ended		Year Ended
	As at 30.09.2019 (Unaudited)	As at 30.09.2018 (Unaudited)	As at 31.03.2019 (Audited)
<b>A. Cash flow from operating activities</b>			
Net profit before taxation	3,709	3,906	8,195
Adjustment for:			
Add:-			
Provision for doubtful debts	60	-	46
Interest on Borrowings	4	-	-
Depreciation & Impairment	317	272	554
Loss/(Profit) on sale of fixed assets	-11	-12	-14
<b>Sub Total</b>	<b>370</b>	<b>260</b>	<b>586</b>
Less :-			
Profit on redemption/Revaluation of Mutual Fund	-27	-206	-279
Interest received on Deposits	-18	-24	-71
Profit on Sale of Investment	-	-	-
Unrealised Foreign Exchange Gain	15	43	-43
<b>Sub Total</b>	<b>-30</b>	<b>-187</b>	<b>-393</b>
<b>Operating Profit before working capital changes</b>	<b>4,049</b>	<b>3,979</b>	<b>8,388</b>
Movements in working capital:			
Decrease/-Increase in Trade Receivable	-470	-1,516	-2,213
Decrease/-Increase in Inventories	672	-61	-1,141
Decrease/-Increase in Loans and other Assets	-157	-78	-89
Increase/-Decrease in Trade Payables	220	877	778
Increase/-Decrease in Liabilities/provisions	815	1,180	441
Total Movement in Working Capital	1,080	402	-2,224
Cash generated from operations	5,129	4,381	6,164
Direct taxes paid (net of refunds)	-1,115	-910	-2,710
<b>NET CASH FROM OPERATING ACTIVITIES</b>	<b>4,014</b>	<b>3,471</b>	<b>3,454</b>
<b>B. Cash flow from investing activities</b>			
Purchase of fixed assets, Capital WIP	-3,679	-2,013	-6,025
Proceeds from sale of fixed assets	17	12	18
Proceeds from sale of Investment	-	-	-
Purchase of Mutual Fund	-30,166	-36,219	-60,381
Proceeds from sale of Mutual Fund	29,413	35,840	64,248
(Increase)/decrease in Other Bank Balance	495	-978	-593
Inter Corporate Deposit	-	-	-105
Other Investement	-10	-	-
Investment in Associate Company	-66	-	-
Interest received on Deposits	18	24	71
<b>NET CASH FLOW FROM INVESTING ACTIVITIES</b>	<b>-3,978</b>	<b>-3,334</b>	<b>-2,767</b>
<b>C. Cash flow form financing activities</b>			
Dividend paid	-275	-549	-1,152
Borrowing availed	212	-	-
Interest on Borrowings	-4	-	-
Tax on dividend paid	-56	-113	-237
<b>NET CASH CLOW FROM FINANCING ACTIVITIES</b>	<b>-123</b>	<b>-662</b>	<b>-1,389</b>
<b>NET INCREASE IN CASH AND CASH EQUIVALENTS (A+B+C)</b>	<b>-88</b>	<b>-525</b>	<b>-702</b>
Effect of change in cash or cash equivalent held in foreign currency due to exchange rate fluctuation			
Cash and cash equivalents at the beginning of the year	947	1,650	1,649
Cash and cash equivalents at the end of the year	859	1,125	947
<b>Components of cash and cash equivalents as at the end of the year</b>			
Cash on hand	2	1	1
Cheques on Hand	-	-	-
With bank	-	-	-
- In current account	857	1,124	946
<b>TOTAL</b>	<b>859</b>	<b>1,125</b>	<b>947</b>

**Notes:**

- 1 Previous years figures have been regrouped wherever necessary.
- 2 The cash flow statement has been prepared under the indirect method as set out in the Indian Accounting Standard - 7 on Cash Flow Statement.



*[Handwritten Signature]*

